



Structural Analysis & Design Software

www.dlubal.com



Dipl.-Ing. (FH) Andreas Hörold
Organizer

Marketing & Public Relations
Dlubal Software GmbH



Dipl.-Ing. (FH) Lukas Sühnel
Co-Organizer

Product Engineering & Customer Support
Dlubal Software GmbH

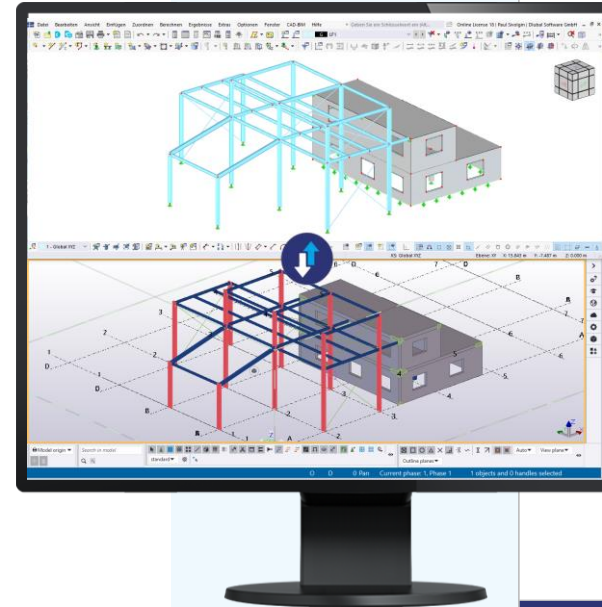


Paul Sivolgin, B.Eng.
Co-Organizer

Product Engineering
Dlubal Software GmbH

Webinar

Introduction to Interface RFEM 6 – Tekla Structures



Questions During the Presentation



GoToWebinar Control Panel
Desktop



E-mail: info@dlubal.com



Show or hide control panel



Adjust audio settings



Ask questions

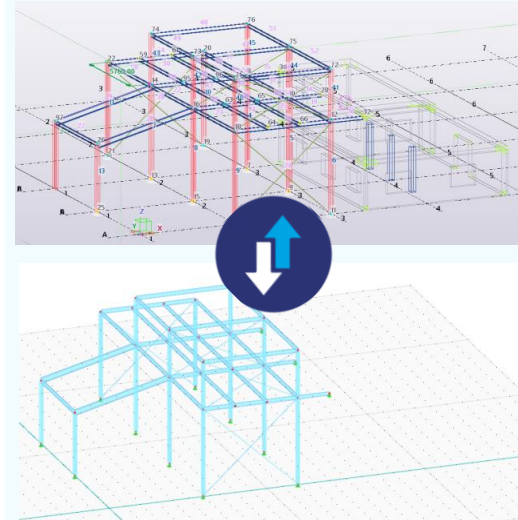


The screenshot shows the GoToWebinar desktop control panel. The 'Audio' window is open, displaying 'Sound Check' with a green bar and a question mark. Below it, 'Computer audio' is selected, and 'Phone call' is unselected. A 'MUTED' status is shown with a red microphone icon. The audio device is 'Mikrofon (2- Sennheiser USB h...'. A volume slider is visible. Below the audio settings, the 'Questions' window is open, showing a text input field with the placeholder '[Enter a question for staff]' and a 'Send' button. At the bottom of the control panel, the 'Webinar ID: 373-901-987' and the 'GoToWebinar' logo are displayed.



CONTENT

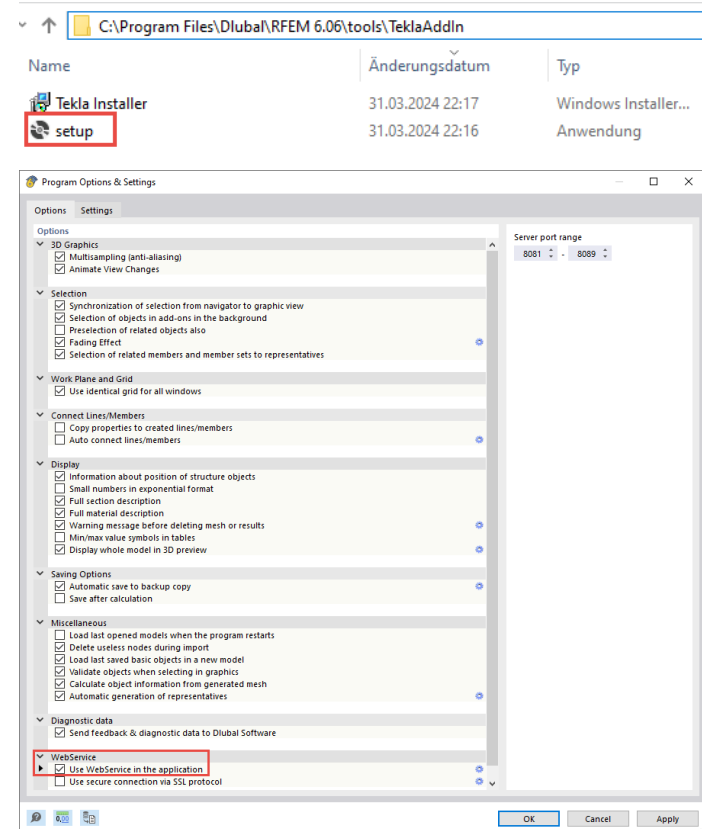
- 01 Presenting the interface to Tekla Structures**
- 02 Model export from Tekla Structures to RFEM**
- 03 Design in RFEM and updating the model in Tekla Structures**





General information

- Current interface to Tekla Structures 2021-2024
- Direct interface (Tekla and RFEM on one PC)
- Manual subsequent installation





Structural Objects in Tekla Structures


- Members
- Surfaces
- Sections
- Material
- Supports
- Hinges
- Rigid links


▼ General


Name: Column


Profile: IPE360


Material: S355JR



Column



Beam


Panel



Slab


Column


Beam




Plate

Releases

Start: 

Support condition: Supported

Rotation: Not rotated Set rotation by current work plane

	<input checked="" type="checkbox"/> Ux	Fixed	0.00
	<input checked="" type="checkbox"/> Uy	Fixed	0.00
	<input checked="" type="checkbox"/> Uz	Fixed	0.00
	<input checked="" type="checkbox"/> Rx	Fixed	0.00
	<input checked="" type="checkbox"/> Ry	Fixed	0.00
	<input checked="" type="checkbox"/> Rz	Fixed	0.00



Export to RFEM

Export Options

- Physical model
- Analytical model
- Export load cases
- Export rigid links
- Create unique profile for each set of members
- Set Z-axis upward
- Mirror:
 - X-coordinates
 - Y-coordinates
 - Z-coordinates
- New model
- Overwrite current model

OK Cancel

Solids without consideration of axial positions.

Adjusted „line model“ with defined axis positions.

Transfer rigid links in the analytical model from Tekla Structures to RFEM.

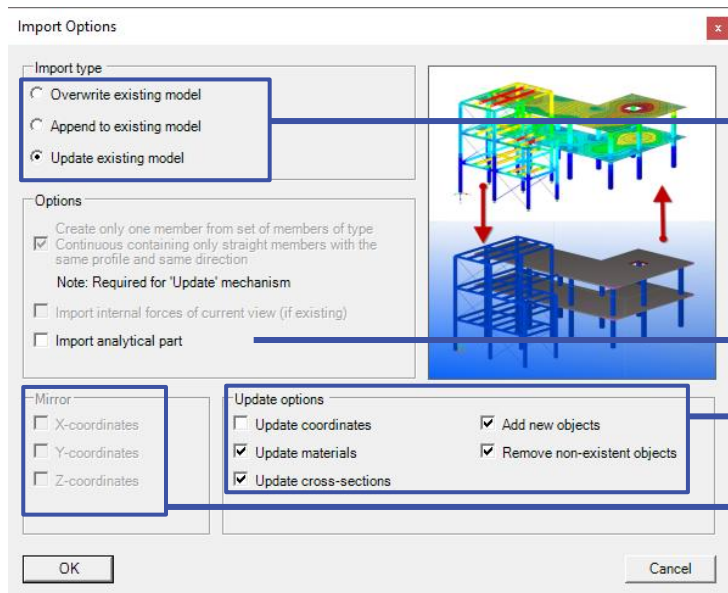
Same cross-sections are summarized in one cross-section number in RFEM. With this option a separate cross-section is created for each member.

Align the global Z-axis upwards in RFEM.

When exporting to RFEM, create a new model or overwrite an existing model.



Import from RFEM



An existing Tekla model can be overwritten, extended or updated.

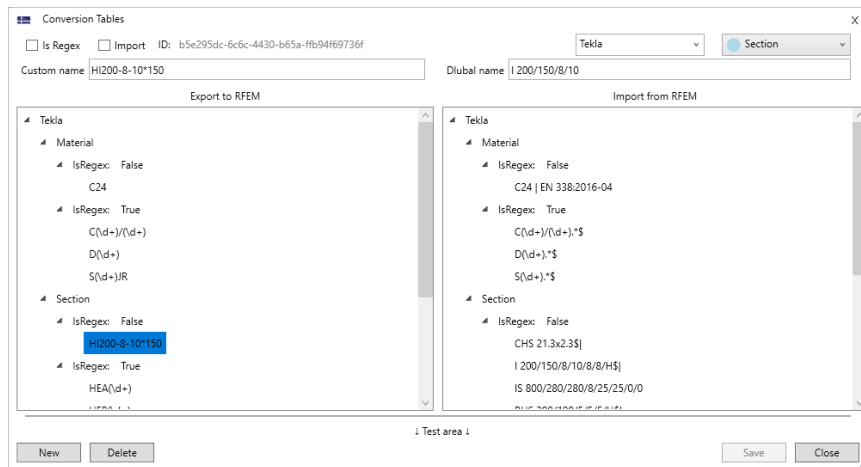
Import analytical model from RFEM.

Separate settings for updating existing model.

When overwriting or extending an existing model, elements can be mirrored axially.



Conversion Tables



Left column controls conversion for export from Tekla to REFEM.

Right column controls conversion for import from RFEM to Tekla

Subdivision for materials and cross-sections

Creation of [regular expression](#) possible. Allows conversion of multiple objects via one entry



Possible Workflows

Analytical model in Tekla

Information about cross-sections, materials, supports, hinges, member type, rigid links

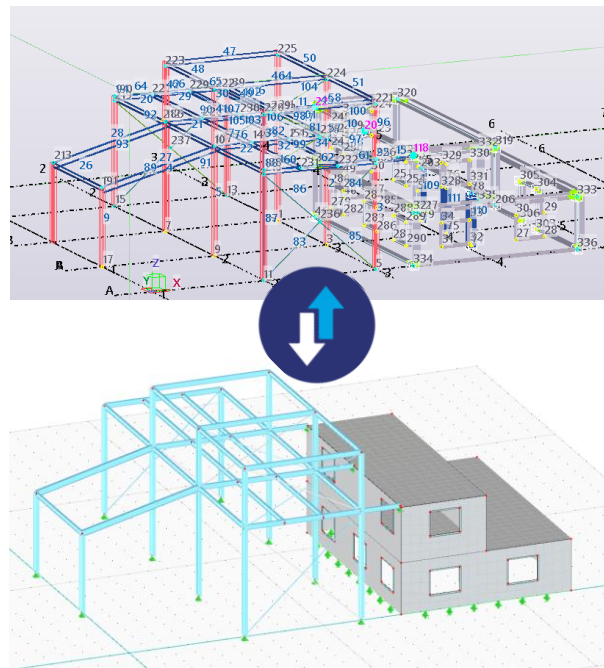


Update

- cross-section changes
- material changes
- new objects
- deleted objects
- new model orientation

Export complete model to RFEM

Modifications and additions such as loads and load combinations
Design/Optimization





Possible Workflows

Analytical model in Tekla

Information about cross-sections, materials, supports, hinges, member type, rigid links



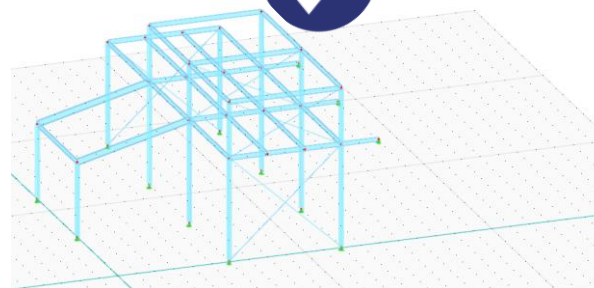
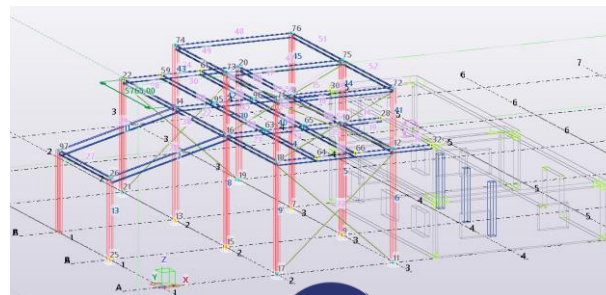
Export part of the model to RFEM

Modifications and additions such as loads and load combinations
Design/Optimization



Update

cross-section changes
material changes
new objects
deleted objects
new model orientation





Possible Workflows

Structural analysis model in RFEM

loads and load combinations

Design/Optimization

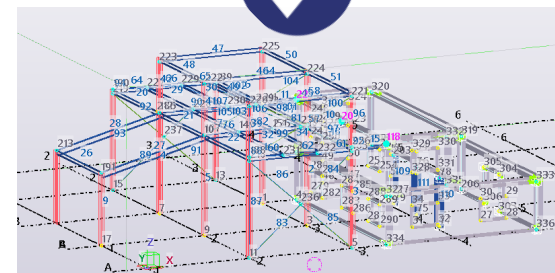

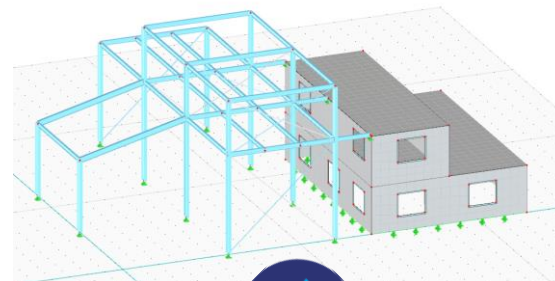


Import complete model or part of the model to Tekla

mass determination, prefabrication sheets,...

Update

cross-section changes
material changes
new objects
deleted objects
new model orientation



Book your free Online Appointment!

Get valuable insights from one of our experts



**Dipl.-Ing. (FH) Dipl.-
Wirtschaftsing. (FH)
Christian Stautner**

Head of Sales



Bastian Ackermann, M.Sc.

Sales



Daniel Dlubal, M.Sc.

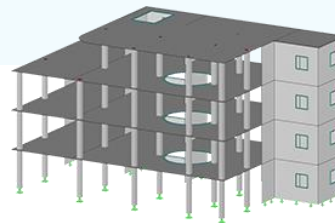
COO of Dlubal Software GmbH



 **Contact Our Sales Team**

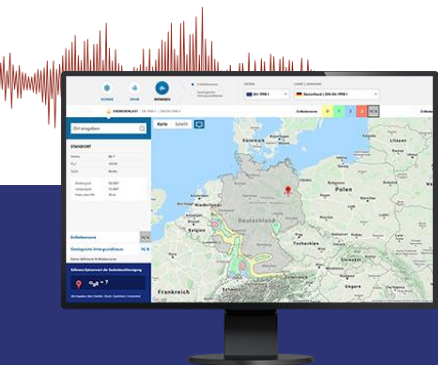


Free Online Services



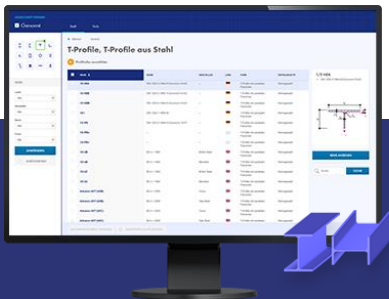
Geo-Zone Tool

Dlubal Software provides an online tool with snow, wind and seismic zone maps.



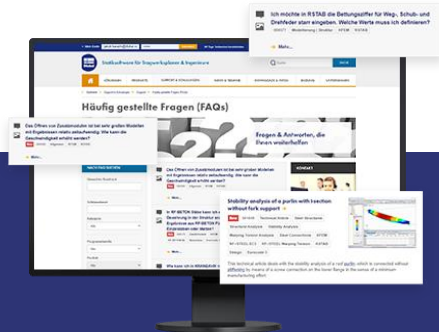
Cross-Section Properties

With this free online tool, you can select standardized sections from an extensive section library, define parametrized cross-sections and calculate its cross-section properties.



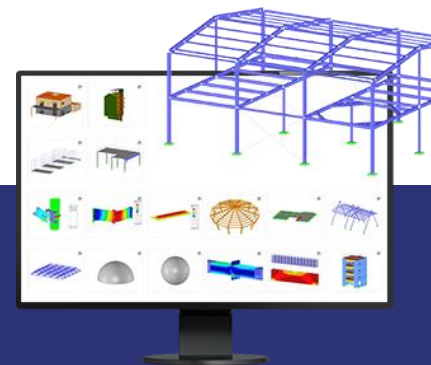
FAQs & Knowledge Base

Access frequently asked questions commonly submitted to our customer support team and view helpful tips and tricks articles to improve your work.



Models to Download

Download numerous example files here that will help you to get started and become familiar with the Dlubal programs.





Free Online Services

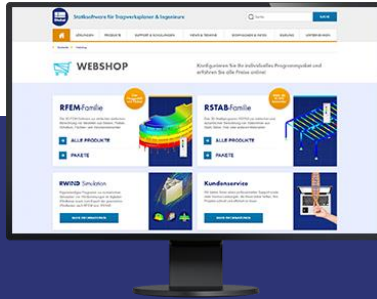
Youtube Channel - Webinars, Videos

Videos and webinars about the structural engineering software.



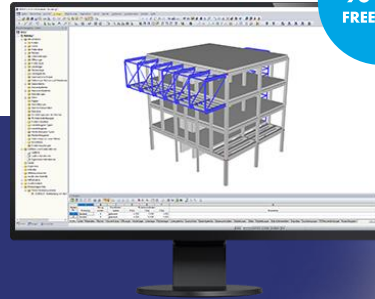
Webshop with Prices

Configure your individual program package and get all prices online!



Trial Licenses

The best way how to learn using our programs is to simply test them for yourself. Download a 90-day free trial version of our structural analysis & design software.



90-DAY FREE TRIAL

We offer free support via email and chat



— Get Further Details About Dlubal



Visit website
www.dlubal.com

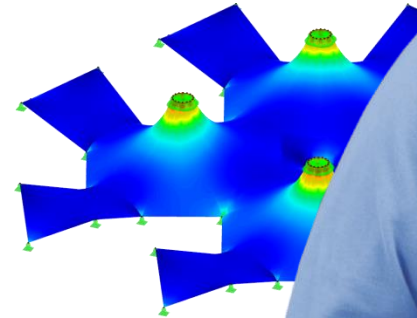
- Videos and recorded webinars
- Newsletters
- Events and conferences
- Knowledge Base articles



See Dlubal Software in action in a webinar



Download free trial license



Dlubal Software GmbH
Am Zellweg 2,
93464 Tiefenbach, Germany

Phone: +49 9673 9203-0
E-mail: info@dlubal.com



www.dlubal.com