



Structural Analysis & Design Software

www.dlubal.com



Amy Heilig, PE

Presenter

CEO - USA Office



Alex Bacon, EIT

Moderator

Technical Support Engineer



Cisca Tjoa, PE

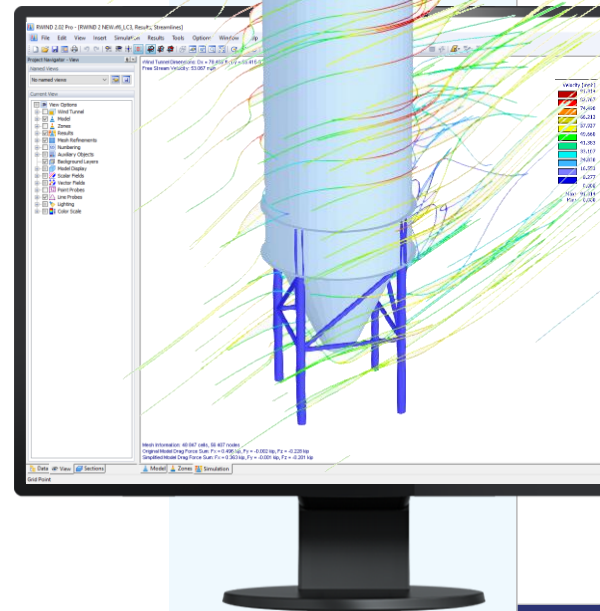
Moderator

Technical Support Engineer



Webinar

RWIND 2 - Calculating Wind Loads with CFD Simulation



Questions During the Presentation



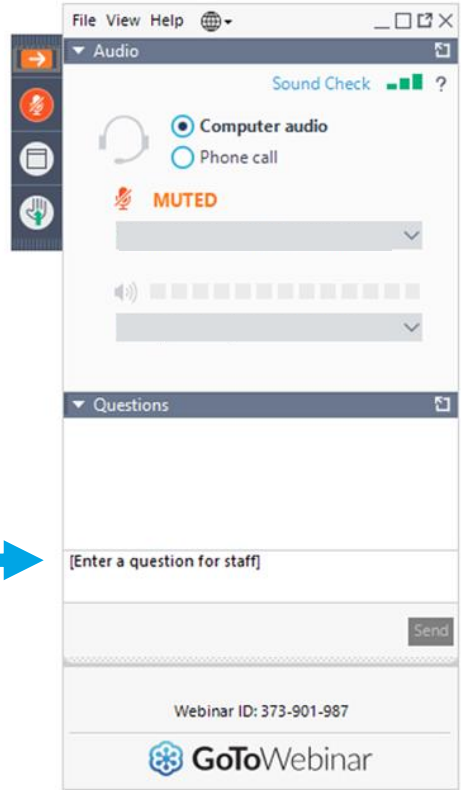
GoToWebinar Control Panel
Desktop



Email: info-us@dlubal.com



Show or hide control panel



Adjust audio settings

Ask questions



CONTENT

01

CFD advantages w/ consideration to design standards

02

RWIND 2 and ASCE 7/NBC verification examples

03


New features and available options

04

RWIND 2 wind simulation example

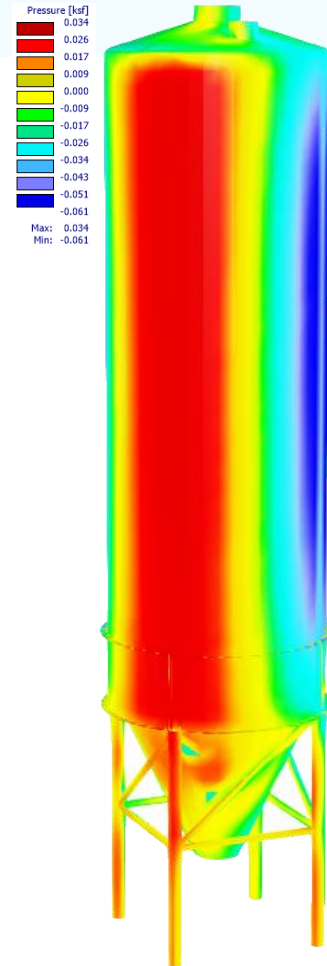
05

Wind load integration in RFEM 6



CFD and Design Standards


- Engineering codes (ASCE 7, NBC, Eurocode, etc.) provide min. engineering requirements and loads for safety considerations
- ASCE 7 approved wind load methods:
 - Simplified Method
 - Analytical Method
 - Wind Tunnel Method
- CFD is not included...so how can it still be used?



CFD Benefits and Advantages

CFD is a cost-effective engineering TOOL for many useful applications:

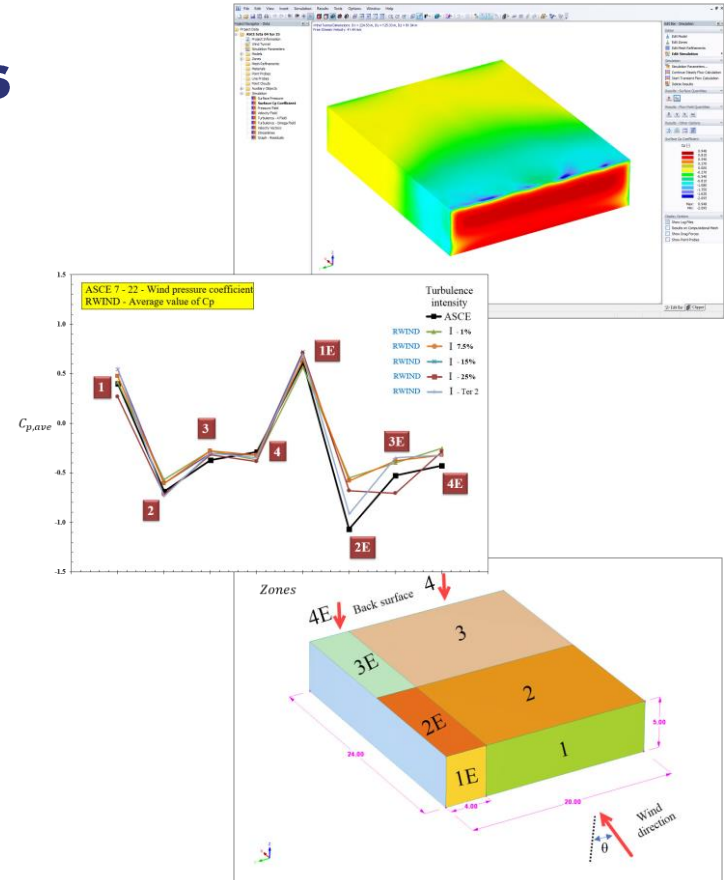
- Standards only provide minimum wind loads; increased loads may be necessary due to special cases (e.g., complex structure shapes)
- Structures completely outside standard w/ no min. guidelines to follow
- Assess varying wind loads early in the design process
- Surrounding terrain/object considerations (e.g., hills, adjacent buildings, etc.)
- Determine occupant comfort with applied wind loads
- Preliminary analysis before wind tunnel testing for cost/time savings
- CFD methods for complex structures with no standard guidelines
- Taking the extra step for project wind analyses





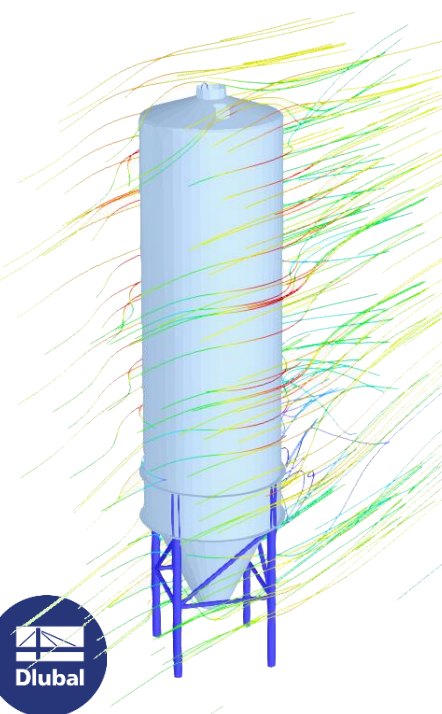
RWIND 2 Verification Examples

- VE 9054 | [Validation Example for Cp Value of the Flat Roof and Walls Based on ASCE 7-22](#)
- VE 9952 | [Validation Example for Cp value of the Main and Secondary Structural Members For Low-rise Building with 45-degree Sloped Roof Comparison to NBC 2020 and Japanese Wind Tunnel Data Base](#)
- Additional RWIND [Verification Examples](#)





RWIND 2 Basic vs. Pro Version




Feature	Basic	Pro
Steady flow calculation	✓	✓
Transient flow calculation	✗	✓
Steady flow turbulence model: RAS k-ε, k-ω	✓	✓
Transient flow turbulence model: Spalart-Allmaras DDES	✗	✓
Trajectories of flowing particles in transient flow	✗	✓
Permeability, permeable surfaces	✗	✓
Point cloud object type	✓	✓
Model editor (model creation, model repair, ...)	✗	✓
Terrain editor	✗	✓
Auxiliary objects (comments, dimensions, bitmaps, ...)	✓	✓
Edit object functions (split model, edit model mesh, ...)	✓	✓
Verification Data in Probes	✓	✓



RWIND 2 New Features

- Wind tunnel size (new scaling options)
- Permeable surfaces (Pro Version) (e.g., fabric structures, permeable scaffolding, etc.)
- Generate zones from RFEM 6 surface numbers
- Adjust zone load factor to scale loads up/down
- Display RWIND results graphically in RFEM 6
- Static analysis with wind loads from experimentally measured pressures
- Trial extended to 90-days w/ limit of 20 total calculations



— Dlubal Software Information



Visit website
www.dlubal.com

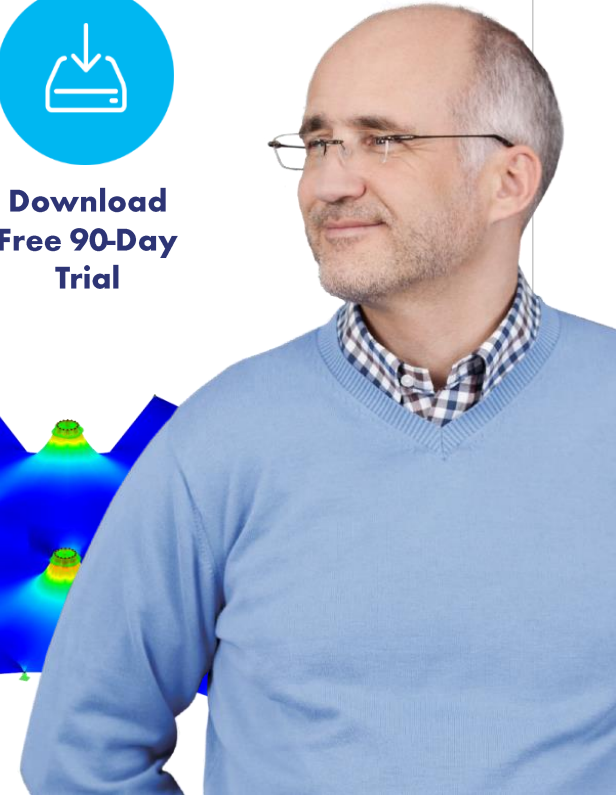
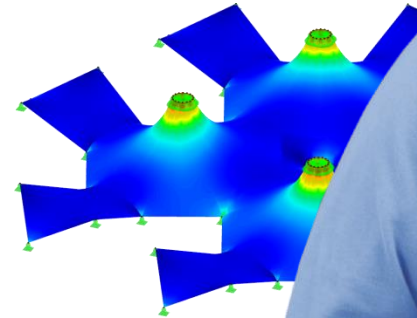
- Videos and recorded webinars
- Events and conferences
- Knowledge Base articles
- FAQs



Register for
Upcoming
Webinars



Download
Free 90-Day
Trial



Dlubal Software, Inc.
30 South 15th Street, 15th Floor
The Graham Building
Philadelphia, PA 19102

Phone: (267) 702-2815
Email: info-us@dlubal.com



Webinars and PDH

Upcoming Webinars

1 Register www.dlubal.com

2 Support & Learning
→ Webinars



3 Registration through email

PDH Certificates

1 Automatically emailed to participants

2 Available for the full presentation

3 Additional attendees request
info-us@dlubal.com





www.dlubal.com