



# Structural Analysis & Design Software

[www.dlubal.com](http://www.dlubal.com)



**Dipl.-Ing. (FH) Andreas Hörold**  
Organizer

Marketing & Public Relations  
Dlupal Software GmbH



**Dipl.-Ing. Oliver Metzkes**  
Co-Organizer

Customer Support & Product Engineering  
Dlupal Software GmbH

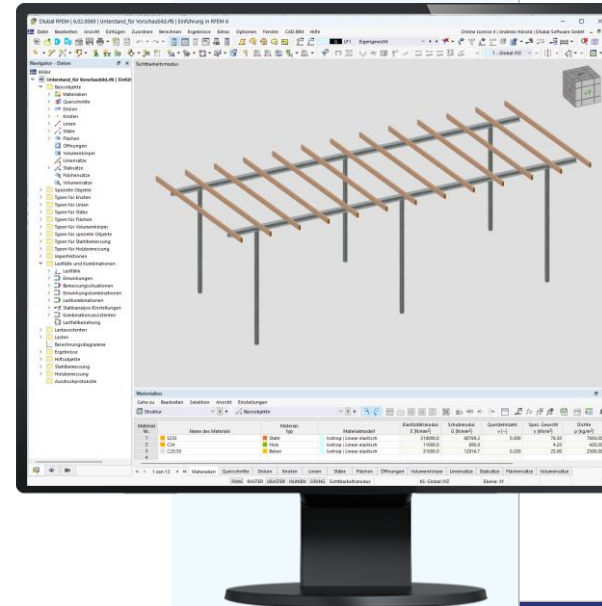


**Dipl.-Ing. (BA) Sandy Matula**  
Co-Organizer

Customer Support  
Dlupal Software GmbH

Webinar

# Introduction to RFEM 6 and RSTAB 9 | Part 1: Modeling, Load Input



# Questions During the Presentation



GoToWebinar Control Panel  
**Desktop**



E-mail: [info@dlubal.com](mailto:info@dlubal.com)



Show or hide  
control panel



The screenshot shows the GoToWebinar control panel interface. At the top, there is a menu bar with 'File', 'View', and 'Help'. Below it is the 'Audio' section, which includes a 'Sound Check' indicator with a green bar and a question mark. There are two radio buttons: 'Computer audio' (selected) and 'Phone call'. A red 'MUTED' indicator is visible. Below this, there are dropdown menus for 'Mikrofon (2- Sennheiser USB h...)' and 'Lautsprecher (2- Sennheiser U...'. A volume slider is also present. The 'Questions' section is below the audio settings, featuring a text input field with the placeholder '[Enter a question for staff]' and a 'Send' button. At the bottom, the 'Webinar ID: 373-901-987' and the 'GoToWebinar' logo are displayed.

Adjust audio  
settings

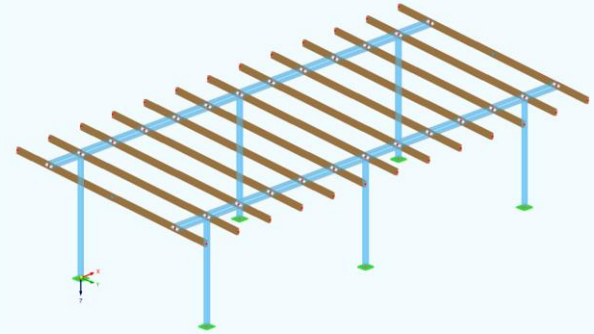


Ask questions



# CONTENTS

- 01** General information about graphical user interface of RFEM 6
- 02** Modeling a steel-timber structure
- 03** Entering loads (member load generation from area loads, snow load zone determination on Dlubal web page)





# Book your free Online Appointment!

Get valuable insights from one of our experts



**Dipl.-Ing. (FH) Dipl.-  
Wirtschaftsing. (FH)  
Christian Stautner**

Head of Sales



**Bastian Ackermann, M.Sc.**

Sales



**Daniel Dlupal, M.Sc.**

COO of Dlupal Software GmbH



**Dipl.-Ing. (FH) Michael  
Hansen**

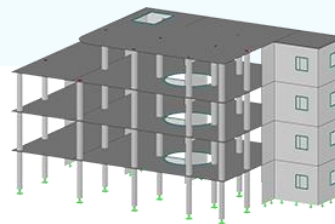
Sales & Marketing



**→ Contact Our Sales Team**

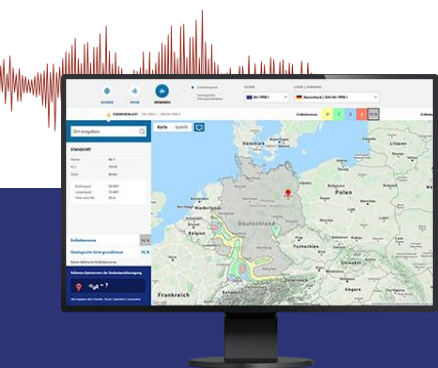


# Free Online Services



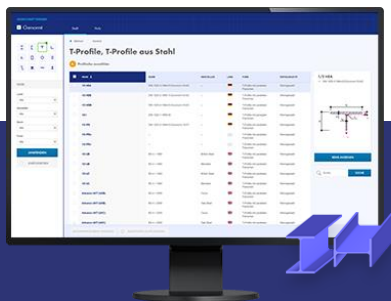
## Geo-Zone Tool

Dlubal Software provides an online tool with snow, wind and seismic zone maps.



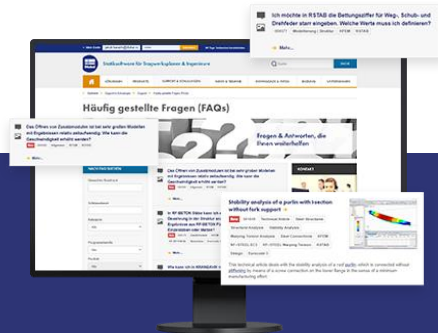
## Cross-Section Properties

With this free online tool, you can select standardized sections from an extensive section library, define parametrized cross-sections and calculate its cross-section properties.



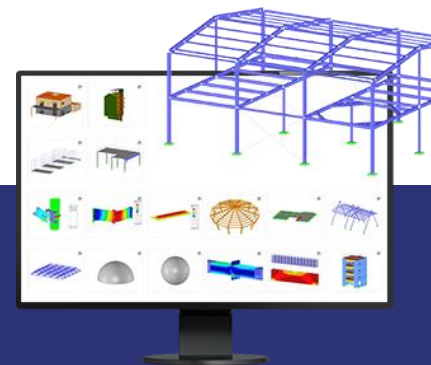
## FAQs & Knowledge Base

Access frequently asked questions commonly submitted to our customer support team and view helpful tips and tricks articles to improve your work.



## Models to Download

Download numerous example files here that will help you to get started and become familiar with the Dlubal programs.





# Free Online Services

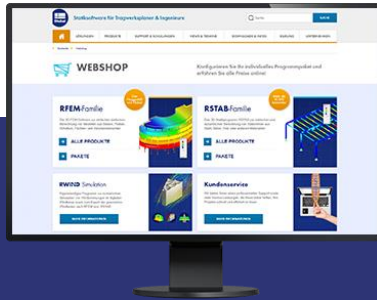
## Youtube Channel - Webinars, Videos

Videos and webinars about the structural engineering software.



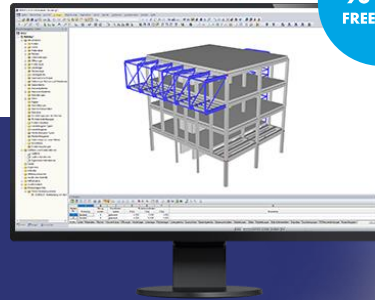
## Webshop with Prices

Configure your individual program package and get all prices online!



## Trial Licenses

The best way how to learn using our programs is to simply test them for yourself. Download a 90-day free trial version of our structural analysis & design software.



90-DAY FREE TRIAL



We offer free support via email and chat



# — Get Further Details About Dlubal



Visit website

[www.dlubal.com](http://www.dlubal.com)

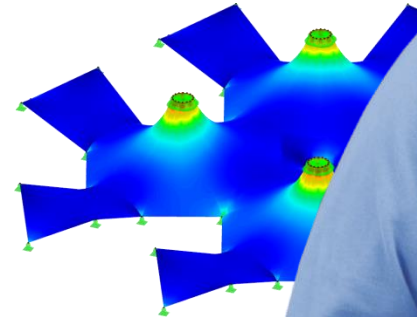
- Videos and recorded webinars
- Newsletters
- Events and conferences
- Knowledge Base articles



See Dlubal Software in action in a webinar



Download free trial license



**Dlubal Software GmbH**  
Am Zellweg 2,  
93464 Tiefenbach, Germany

Phone: +49 9673 9203-0  
E-mail: [info@dlubal.com](mailto:info@dlubal.com)





[www.dlubal.com](http://www.dlubal.com)