

## Exchange between RSTAB/RFEM and Tekla Structures

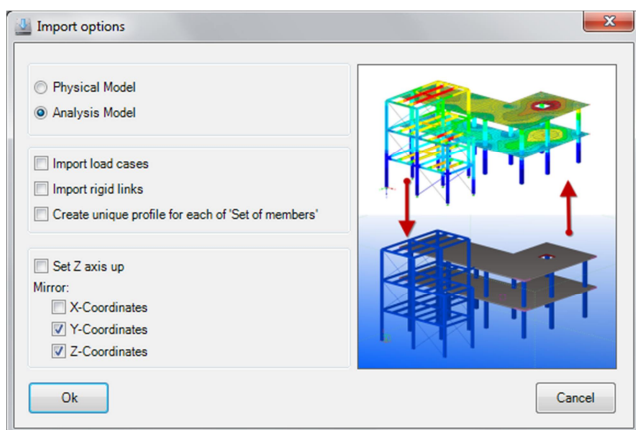
### Exchange of Data for Drafts, Analysis and Final Planning

In building design and plant construction, engineers often use different and independent models for CAD and structural analysis. Creating several models is not only a common reason for mistakes in planning and transfer but represents double effort. Due to the integrated interface between Dlubal RSTAB/RFEM and Tekla Structures, you can avoid those difficulties. Now the interface can

also be used on 64-bit operating systems. The connection between CAD and structural analysis allows for a more efficient and accurate planning.

### Export to RSTAB/RFEM

By using the directly integrated interface, it is easy to transfer the analytical model of detailed models from Tekla Structures to RSTAB/RFEM.



Settings for import in RSTAB / RFEM

## Video for data exchange between RSTAB/RFEM and Tekla Structures

Watch the video presenting the interfaces of Tekla Structures and RSTAB/RFEM! Find the video download at [www.dlubal.com](http://www.dlubal.com) in Videos section, in the navigator menu on the left.



### Analysis model in Tekla Structures

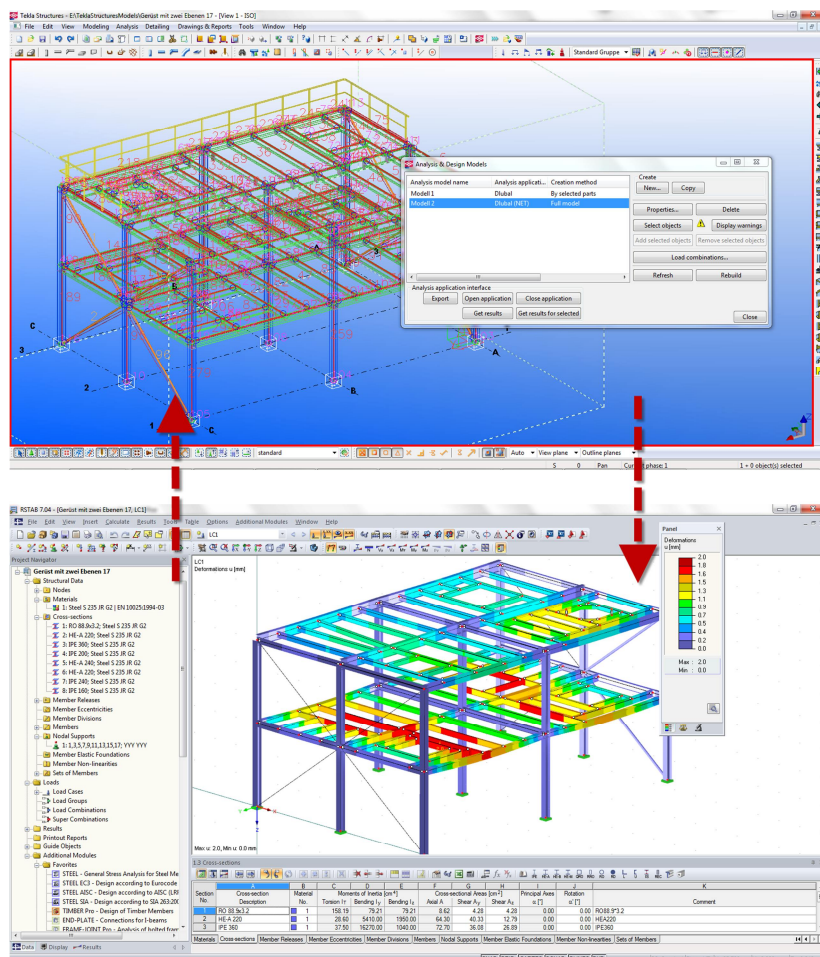
When designing a structure in Tekla Structures, a structural model is generated automatically. This model can be easily exported to RSTAB/RFEM by a simple push of a button. Information concerning supports, releases and loads possibly included in the Tekla model can be transferred as well. Subsequent to the export, you can calculate the structure in the familiar RSTAB/RFEM environment. The structural model doesn't differ from a model created manually in the calculation program.

### Intelligent Design Objects

When exchanging data, the intelligence of objects won't get lost. This means that you will get an equivalent object for every column, wall or beam in the RSTAB/RFEM program, not only a collection of lines or surfaces.

### Model Alignment

Subsequent to the structural calculation and the design of cross-sections, you can recall cross-section modifications of Tekla Structures from the analysis model and align them by using unambiguous assignments of structural components. Moreover, during the update process, the program checks if members have been removed or added. Connections available in Tekla Structures will be adjusted directly and automatically.



Data exchange between Tekla Structures and RSTAB

## Bidirectional Interface

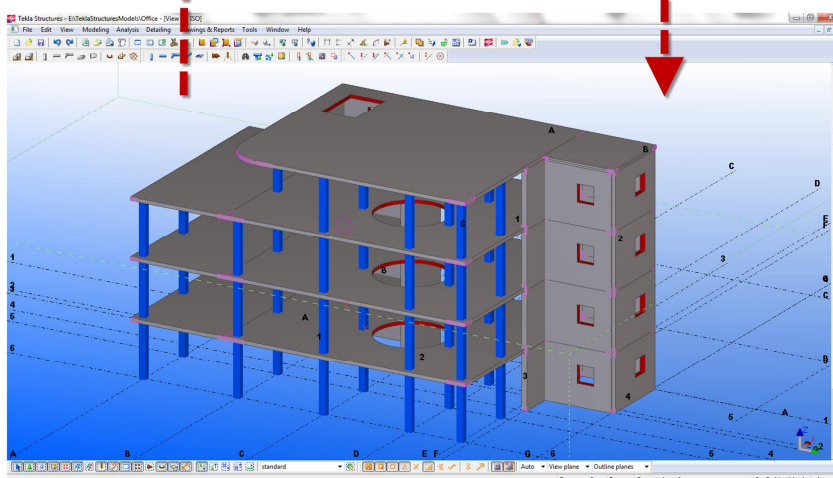
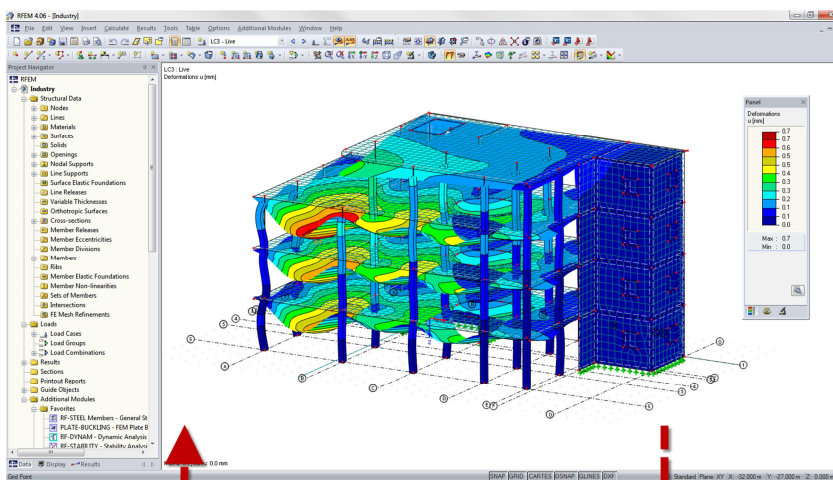
To extend the functionality for the data exchange by means of DSTV-step files, it is now possible to transfer the physical model from RSTAB/RFEM to Tekla Structures or from Tekla Structures to RSTAB/RFEM even more quickly by using the new direct interface.

## Export to Tekla Structures

A model that is already calculated and designed in RSTAB/RFEM, can be exported directly from RSTAB/RFEM to Tekla Structures, for example for detailing reasons. In addition to the export of default cross-sections, parametric I-sections (IS, ICM) are transferred. User-defined cross-sections and materials, as far as included in both programs, can be exchanged by means of conversion files.

It is also possible to export guidelines available in RSTAB/RFEM as grid to Tekla Structures.

As columns and beams are often divided at connection nodes in structural analysis while the real member is made of "one piece", and thus must be modeled as one part in Tekla Structures, it is possible to use "Set of members" definitions to create columns and beams in Tekla Structures.



Data exchange between RFEM and Tekla Structures

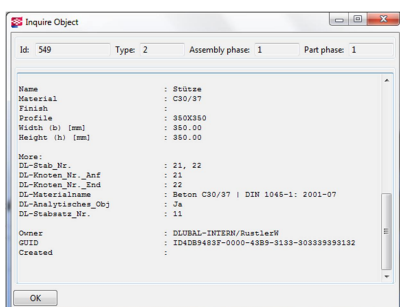
## Updating Models

When modifications in the structural planning might be necessary, you can use the interface to update the model in Tekla Structures. You can update modified materials, cross-sections, floor and wall thicknesses as well as coordinates. It is also possible to remove construction

elements that are no longer available and to add new ones.

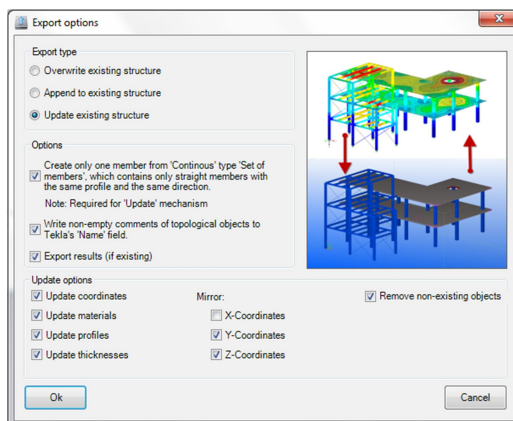
## Import from Tekla Structures

In addition to the analytical model, the interface offers you the possibility for a direct import of the physical model from Tekla Structures to RSTAB/RFEM.



Object information

For a better overview in both programs, it is possible to write comments that have been defined for members and sets of members in RSTAB/RFEM into the "Name" field of Tekla Structures. Information from RSTAB/RFEM, for example for node numbers, are retained as well in Tekla Structures.



Dialog box for data exchange

Further Information:

Ing.-Software Dlubal  
Am Zellweg 2  
D-93464 Tiefenbach  
Tel.: +49 (0) 9673 9203-0  
Fax: +49 (0) 9673 9203-51  
[www.dlubal.com](http://www.dlubal.com)  
[info@dlubal.com](mailto:info@dlubal.com)

For more information about Tekla Structures, see [www.tekla.com](http://www.tekla.com).